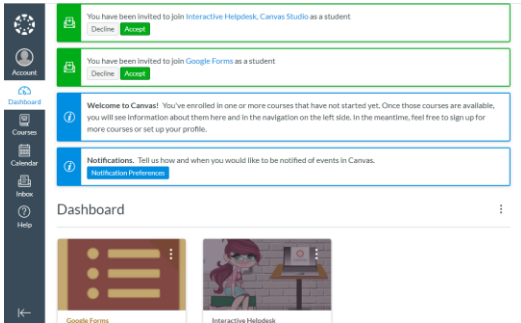


Students will log into Canvas by utilizing a Tab on their Chromebook and then typing in their student email address and password (Student ID#@casdschools.org)

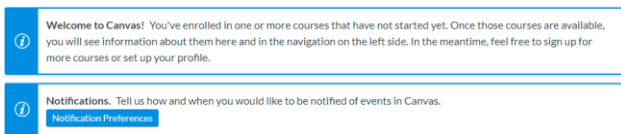
Login link: <https://casdschools.instructure.com/>

Once logged in, the first screen they will see their dashboard:

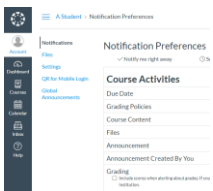
If teachers have enrolled them in courses, students will click on the “accept” and continue:



The first two notifications are as follows:

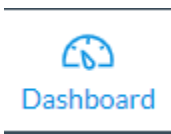


Click on “Notification Preferences” to set up how you would like to receive notifications:

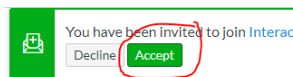


You can make changes here, or leave this as is for now.

Click on Dashboard to get back to your courses page:



Click on “Accept” to be enrolled in your courses.



You will receive this message:  Invitation accepted! Welcome to

Your course Tiles will automatically appear, and you will be ready to start your course. To see a list of the courses you are enrolled in, click on “Courses”.

